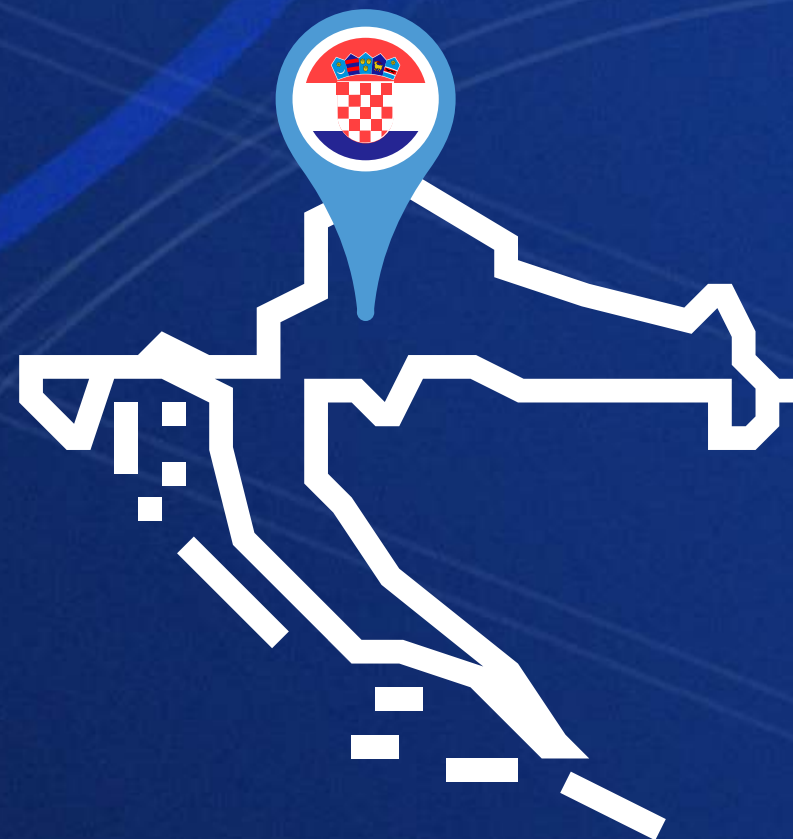


Oracle Integration Cloud: integracija ter razvoj mobilnih aplikacij za nadgradnjo sistemov v oblaku

Kako svoje aplikacije in podatkovne baze, ne glede na to, ali so v oblaku ali na on-premises sistemih, povezati z varno in enotno integracijsko storitvijo?



OSIR
ERPIS

ORACLE

Service
Partner

Expertise in
Oracle Cloud Platform Integration
in EMEA-ECE

STANDARDNI PROBLEMI INTEGRACIJ



ZAMUDE



NEPOTREBNI STROŠKI



ODSTOPANJA

ORACLE INTEGRATION CLOUD



INTEGRACIJE



AVTOMATIZACIJA IN
ORKESTRACIJA PROCESOV



VISUAL BUILDER



INTEGRACIJE



PREDPRIPRAVLJENI ADAPTERJI



REST



NEPOSREDNE POVEZAVE NA
RAZLIČNE BAZE

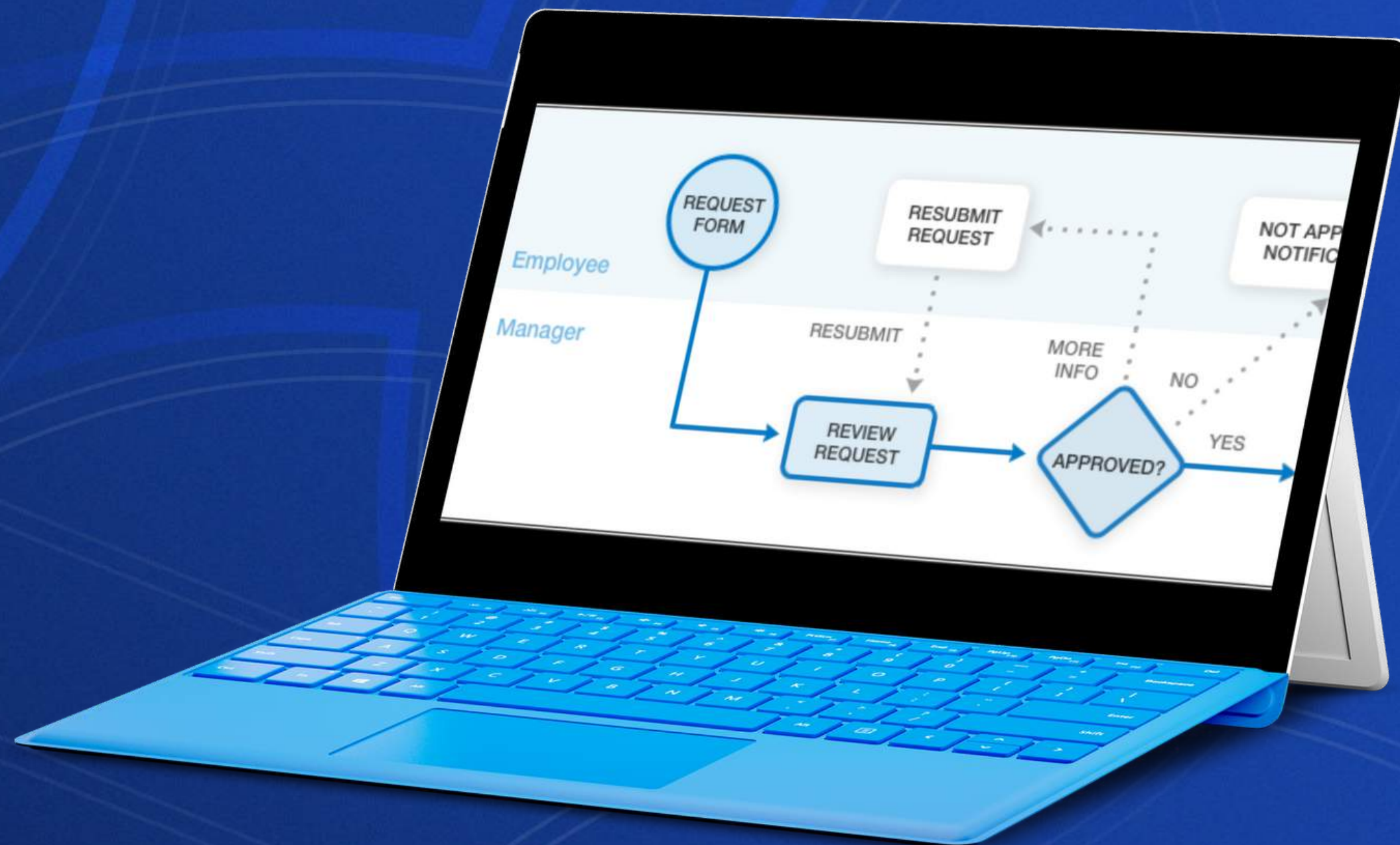



AVTOMATIZACIJA IN ORKESTRACIJA PROCESOV

- NADGRADNJA INTEGRACIJE

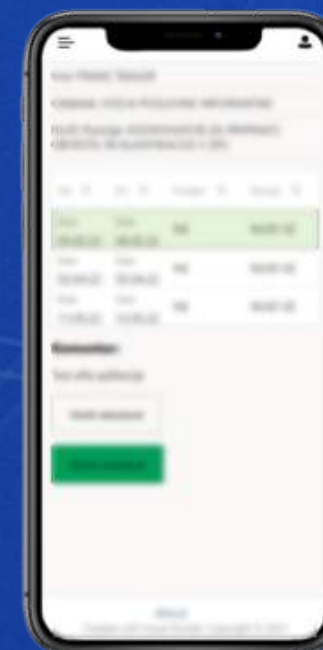
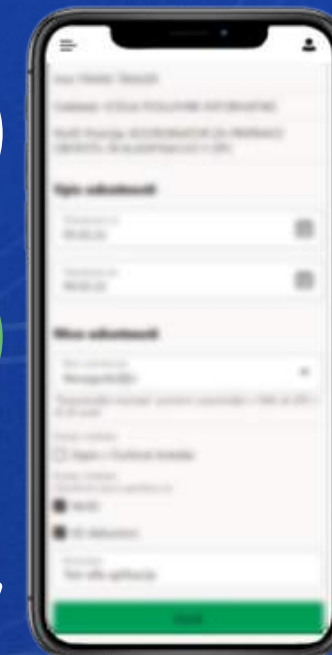

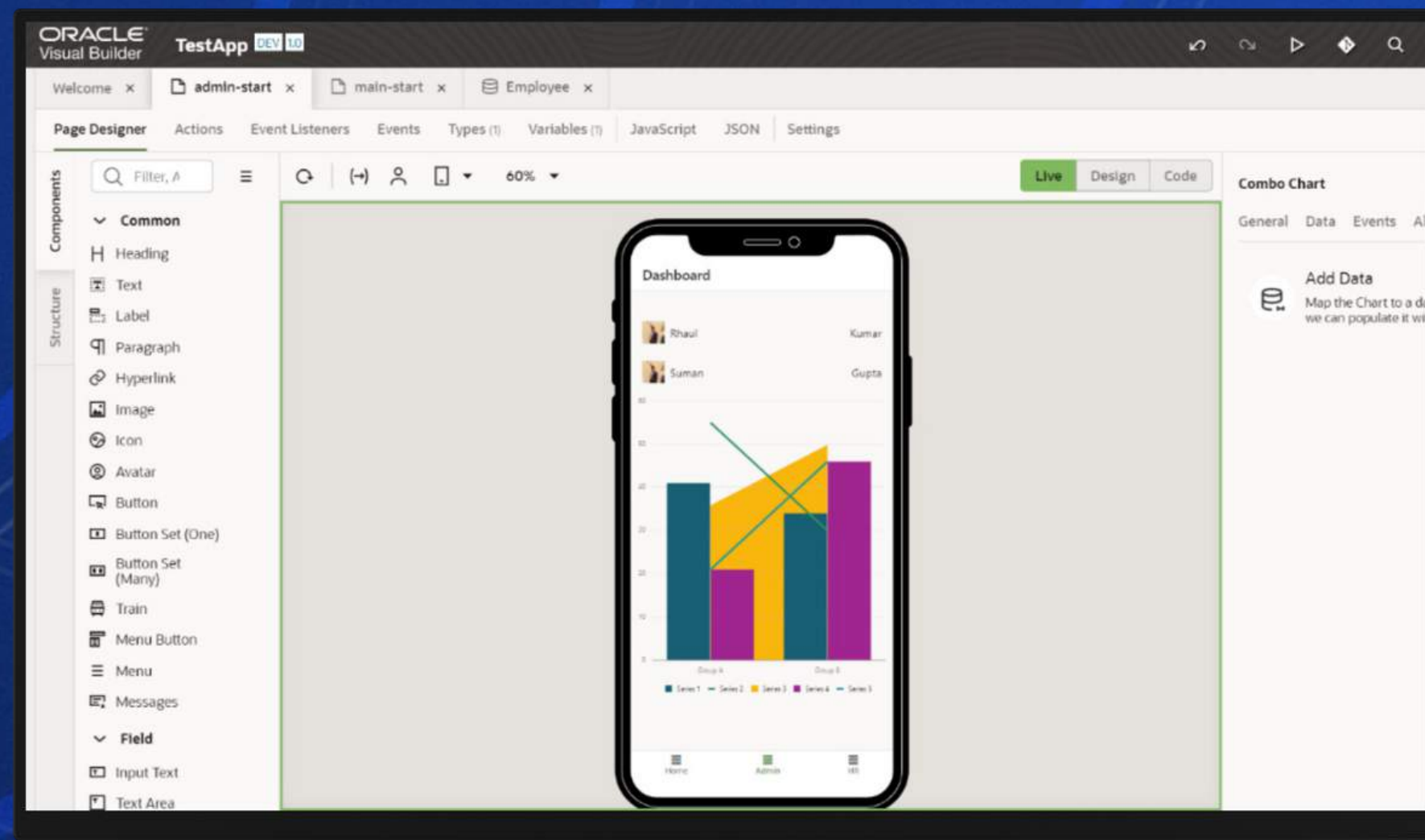
- PROCES \neq INTEGRACIJA

- PREPROSTO NAČRTOVANJE
PROCESOV





VISUAL BUILDER



NAJPOGOSTEJŠA VPRAŠANJA

JE MOGOČE INTEGRIRATI SAMO OKOLJA V OBLAKU?



VARNOSTNI POMISLEKI: KAKO DEJANSKO POVEŽEMO ON-PREMISES SISTEME V OBLAK NE DA BI ODPRLI VRATA V INTERNET?



KONCEPT PREDPRIPRAVLJENIH ADAPTERJEV?

CONNECTIVITY AGENT

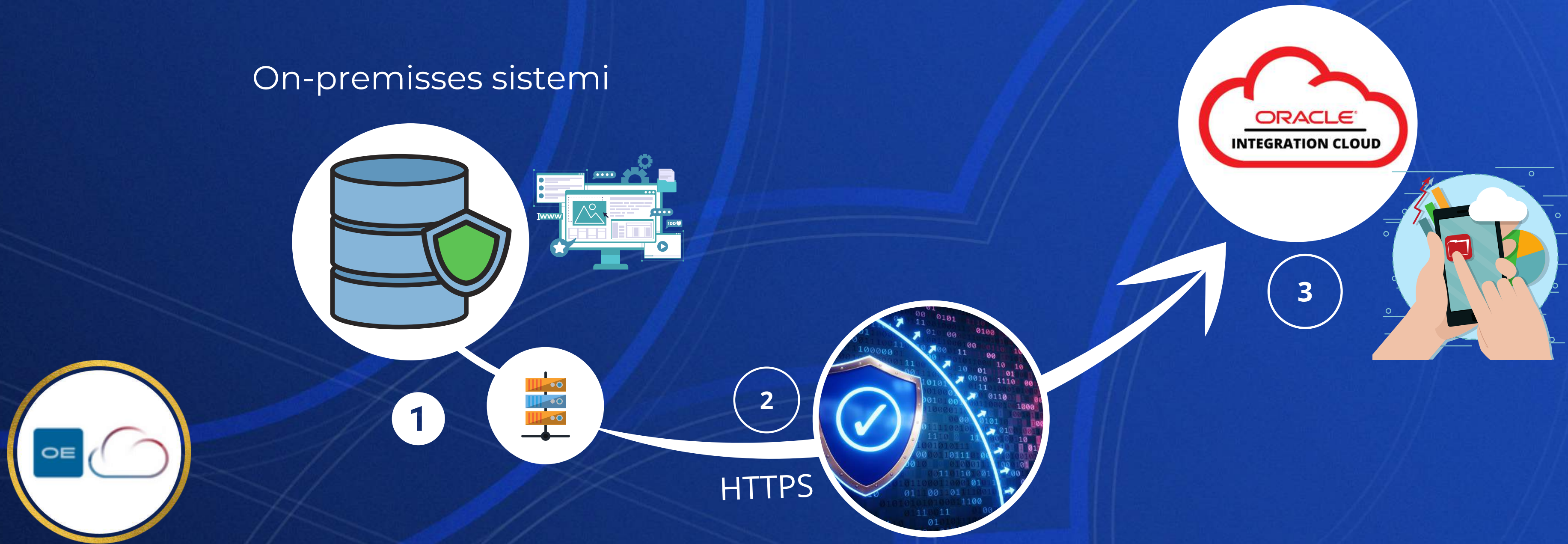


ALTERNATIVA



ARHITEKTURA

On-premises sistemi



1- CONNECTIVITY AGENT

2- SAFE PROTOCOL

3- MOBILNA APLIKACIJA

PREDPRIPRAVLJENI ADAPTERJI




Google Calendar

ORACLE®
E-BUSINESS SUITE



LinkedIn™



mailchimp

ORACLE®
E-BUSINESS SUITE

SIEBEL

MySQL®

SAP Concur

Microsoft
SQL Server

SAP Ariba



shopify

SAP Ariba
PROCUREMENT

Jira

ORACLE®
JD EDWARDS ENTERPRISEONE



Trello

Azure


SAP®

PRAKTIČNI PRIMER

ORACLE INTEGRATION CLOUDA



CURRENCY EXCHANGE



INTEGRACIJA



APEX

VISUAL BUILDER

The screenshot displays the Oracle Visual Builder ARSOdemo DEV 1.0 interface. The main workspace shows a mobile app design for an iPhone 12, with a screen titled "Izberite regijo" (Select Region). The design includes a heading "Izberite regijo", a text input field "Izberite lokacijo", a heading "Vrsta opozoril" (Warning Type) with a "Select (Many)" dropdown, a text input field "Izberite vrsto opozoril", a heading "Izberite datum" (Select Date), a date picker, a "Prikaži" (Show) button, and a text area "Prikaži vsa trenutna opozorila v vseh regijah" (Show all current warnings in all regions).

The interface includes a left sidebar with a "Mobile Apps" section containing "arsomobile" and "main". Below this is a "Components" list with categories "Common" and "Field". The "Common" category includes: Heading, Text, Highlight Text, Label, Badge, Paragraph, Hyperlink, Image, Icon, Avatar, Camera, Button, Button Set (One), Button Set (Many), Train, Menu Button, Menu, Messages. The "Field" category includes: Input Text, Text Area, Input Number, Input Date, Input Date Time, Input Time, Input Password.

The right sidebar shows the "Properties" panel for the selected component, with tabs for "General", "Data", "Events", "All", and "Quick Start". The "General" tab is active, showing fields for ID, Label Hint, Placeholder, Required, Disabled, Described By, Flex Item, Item Sizing (Auto, Initial, Zero, One), Align (inherit, center, left, right), Styling (Full Width, Small, Medium, Align-End, Align-Start, Align-Right, Small), and Class (oj-flex-item, oj-sm-flex-initial).

The bottom status bar shows "Audits", "Find in Files", "Logs", "Trace", "Tests", "Git History", and "Saved 10:58 PM".